

Suspended luminaire/light run feed luminaire - Single micro louvre with 80° lens - direct/indirect distribution

Housing of sheet steel in a delicate square design; black, die-cast aluminium end faces; Housing colour silver grey/white aluminium RAL 9006; Light distribution direct/indirect distribution by means of Single micro louvre with 80° lens, with single micro louvre, black, homogeneous indirect share with opal diffuser made of PMMA. Suitable for VDU workstations, 65° < 100 cd/m² omnidirectional glare reduction in accordance with current DIN-EN 12464-1 standard, UGR (4H/8H) 15.7. Electrical connection via integrated transparent connection cable 5x0.75mm², length 1900mm, wired ready for connection. Light Control: netlife flex10L; Regiolux Classification: netlife flex; Control signal: DALI, Radio; Number of control gear (max): 5; Communication: Bluetooth; App name: Casambi, 4remote BT; System compatibility: flex10; flex10X; flex10L; flex37; flex39; Note: compatible with Casambi; Application: Office, Meeting rooms, Secondary rooms, Retail, Corridors, Garages, Classrooms, Sports facilities; Function: Motion detection*, Corridor function*, Guided Light*, HCL (only with DT8 luminaires), presence detection*, Daylight control, Tunable white (only with DT8 luminaires), Manual dimming, *only by auxiliary devices. Complete height-adjustable suspension set with canopy is included in delivery. Black housing and white single micro louvre possible on request.

CHARACTERISTICS

Order number	60615031675
EAN number	4020863422050
Commodity code	94051190
Certification mark	IP 20, Protection class I, γ 65°<100 cd/m², F, Indoor, CE
Impact resistance (IK rating)	IK02
Ambient temperatur	ta 25°C
Warranty period	5 years
State funding programs	BEG - Federal funding for efficient buildings (valid only for Germany)

ELECTRICAL ENGINEERING

Controller	Electronic driver DALI (1 pcs.)
Light Control	netlife flex10L
Wiring	5x0.75mm²
System output	35W
Mains voltage	230V/50Hz
Circuit breakers (inrush current)	12 pieces/B10, 20 pieces/B16, 21 pieces/C10, 33 pieces/C16
Energy efficiency class/light source	C

LIGHTING TECHNOLOGY

Placement	LED, Colour rendering/Light colour CRI ≥ 80 / 3000K
Colour tolerance (MacAdam)	3SDCM
Photobiological safety (Luminaire)	RG1
Nominal luminous flux	4698lm
LED service life	50000h L80/B10 (Tq 25°C)
Luminaire luminous efficiency	135lm/W
UGR lat./long.	15.7 / 15.6

MECHANICS

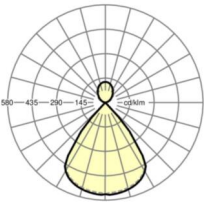
Housing colour	silver grey/white aluminium RAL 9006
Dimensions (LxWxH/DxH)	1411mm x 51mm x 69mm
Weight (net)	3.8kg
Type of installation	Pendant individual mounting, Pendant light strip mounting

Dimensions

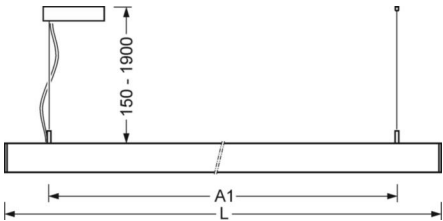
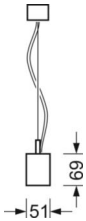
L	1411 mm	Length
B	51 mm	Width
H	69 mm	Height
A1	1200 mm	Mounting distance single mounting
P min	150 mm	Minimum suspension length
P max	1900 mm	Maximum suspension length

DEEP-LINK

<https://www.regiolux.de/en/article/60615031675>



Reference	LED 4700lm 830
ηLB	100 %
Φ ↓/↑	73 % / 27 %
UGR lat./long.	15.7 / 15.6



LC SYSTEM

CHARACTERISTICS

Regiolux Classification	netlife flex
Control signal	DALI, Radio
Number of control gear (max)	5
Communication	Bluetooth
App name	Casambi, 4remote BT
System compatibility	flex10; flex10X; flex10L; flex37; flex39
Note	compatible with Casambi
Application	Office, Meeting rooms, Secondary rooms, Retail, Corridors, Garages, Classrooms, Sports facilities
Function	Motion detection*, Corridor function*, Guided Light*, HCL (only with DT8 luminaires), presence detection*, Daylight control, Tunable white (only with DT8 luminaires), Manual dimming, *only by auxiliary devices

